

Quick Start Guide

Portable Joiner Kit

meetpat Accessories PT-JK-01

meetpat Portable Joiner Kit is compatible with the Portable and Semi Portable Refill Stations PT-RS-03 and XS-RS-03-TM. This accessory is required when linking two water stations together, with extra water stations requiring additional kits. Manufactured using approved drink safe hosing and stainless steel fittings.

IB-013-000-00

WELCOME

We began meetpat to change the way people think about public water stations, and in doing so we believe we can drive change for generations to come.

Fundamentally, we care about delivering safe, clean water and ensuring positive public adoption of water stations.

meetpat water stations are world class and intuitive however, use or misuse of this product can not always be predicted. So, as we hand over this product to you, our customer, it will commence adoption into your community or business and become a relied upon resource. We therefore, encourage you to undertake regular servicing and maintenance. This will keep the product functioning at it's absolute best and ensure the positive public adoption of your water station.

Not undertaking regular servicing and maintenance will result in poor user engagement and is likely to effect the product warranty.

Congratulations on purchasing a world class, smart water station.

Please follow the meetpat Refill Station Information Booklet to effectively install your product. Information Booklets are supplied with each Bottle Refill Station or accessible via the link below.



meetpat acknowledge and pay respects to Wiradjuri peoples, Elders and Country whose land we operate our business.


We also acknowledge that Aboriginal and Torres Strait Islander peoples hold extensive knowledge about connections to water, which has been practiced for thousands of generations.

OVERVIEW | PARTS SUPPLIED

Each kit comes complete with the parts shown below.



A Drainage Hose

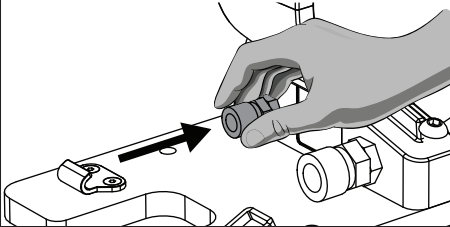


B Water Inlet Hose

COMPATIBLE WITH PORTABLE AND SEMI PORTABLE REFILL STATIONS
cannot use to interconnect different model water stations

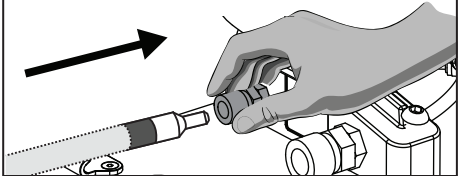
SET UP GUIDE

- 1** Pull back the connector cover and hold in place.



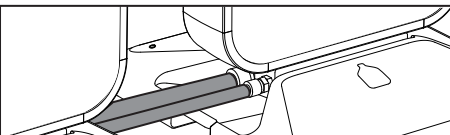
NOTE | Water inlet (Small connector)

- 2** Insert the hose into the connector.
Release the connector cover to lock the connection in place.



REPEAT STEPS | to joining water station

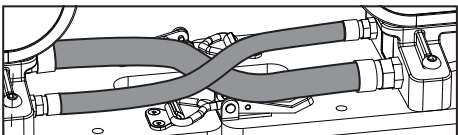
- 3** Repeat steps to link all drainage joiners.



PORTABLE | sample set up



ENSURE JOINERS 'CLICK' INTO PLACE TO AVOID INTERNAL LEAKING IN THE BASE.



SEMI PORTABLE | sample set up

meetpat®



meetpat products must be installed in accordance with the provisions of AS/NZS3500.1 and AS/NZS3500.2 and any relevant local regulations. Installations not complying with AS/NZS3500.1 and AS/NZS3500.2 may void the product and performance warranty provisions.

meetpat products are Watermarked WMTS105 to Australian standards and have brass free water system parts.

All recommendations within this document should be used as a guide only. Users and installers should seek suitable assistance to ensure units comply with all standards and are safe for use.

meetpat are constantly evolving and updating their products to ensure that they are designed and manufactured to the highest possible standard.

Please ensure you follow the supplied current guidelines when installing and servicing your water station.

For the most up to date copy of this Information Booklet, please visit meetpat.com.au

Meet Pat™ | Meet PAT Pty Ltd | meetpat.com.au

Phone: (02) 6021 0300, +612 6021 0300 Email: sales@meetpat.com.au
