

Quick Start Guide

Tall Extension Kit

meetpat Accessories PM-TK-01

meetpat Tall Extension Kit is compatible with both the permanent and semi portable Bottle Refill Stations. This accessory is manufactured using stainless steel and powdercoated aluminium, featuring polycarbonate graphics panels with anti-graffiti protection.

IB-004-000-00

WELCOME

We began meetpat to change the way people think about public water stations, and in doing so we believe we can drive change for generations to come.

Fundamentally, we care about delivering safe, clean water and ensuring positive public adoption of water stations.

meetpat water stations are world class and intuitive however, use or misuse of this product can not always be predicted. So, as we hand over this product to you, our customer, it will commence adoption into your community or business and become a relied upon resource. We therefore, encourage you to undertake regular servicing and maintenance. This will keep the product functioning at it's absolute best and ensure the positive public adoption of your water station.

Not undertaking regular servicing and maintenance will result in poor user engagement and is likely to effect the product warranty.

Congratulations on purchasing a world class, smart water station.

Please follow the meetpat Refill Station Information Booklet to effectively install your product. Information Booklets are supplied with each Bottle Refill Station or accessible via the link below.

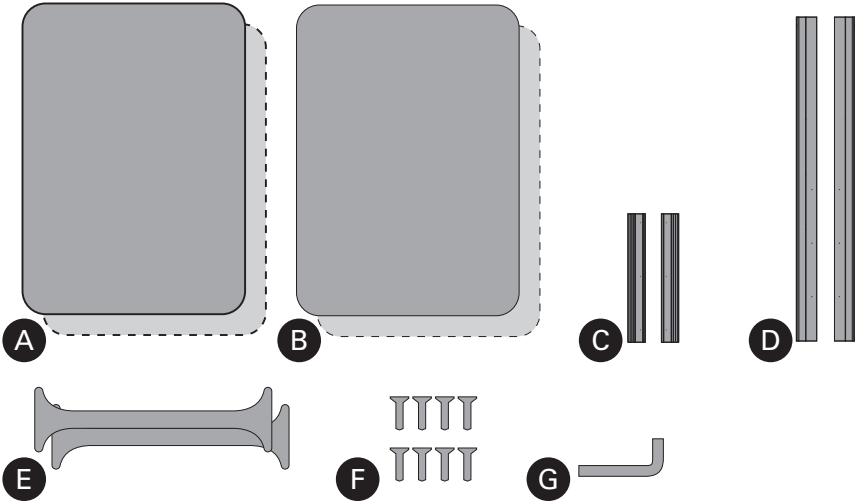


meetpat acknowledge and pay respects to Wiradjuri peoples, Elders and Country whose land we operate our business.

We also acknowledge that Aboriginal and Torres Strait Islander peoples hold extensive knowledge about connections to water, which has been practiced for thousands of generations.

OVERVIEW | PARTS SUPPLIED

The Tall Extension Kit comes complete with all the parts shown below. This is not a stand alone product and must be installed to a Bottle Refill Station.



A 4mm Backing Panels
(Ground mount x2) (Wall mount x1)

B 2mm Graphics Panels
(Ground mount x2) (Wall mount x1)

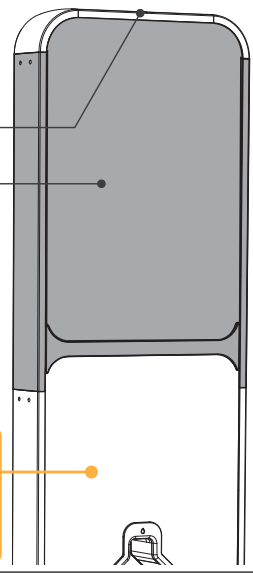
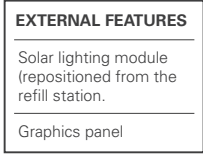
C Bracing Sections (x2)


D Side Extrusions (x2)

E Panel Dividers (x2)

F Screw Sets (x2)
16x M6 x 12 button head screws
8x M8 x 12mm grub screws

G 4mm Allen Key



 **ENSURE ALL STEPS ARE COMPLETED PRIOR TO FIXING THE TALL EXTENSION KIT**
Assemble the bottle refill station, drinking fountain kit(s), dog bowl and accessories.

meetpat®



meetpat products must be installed in accordance with the provisions of AS/NZS3500.1 and AS/NZS3500.2 and any relevant local regulations. Installations not complying with AS/NZS3500.1 and AS/NZS3500.2 may void the product and performance warranty provisions.

meetpat products are Watermarked WMTS105 to Australian standards and have brass free water system parts.

All recommendations within this document should be used as a guide only. Users and installers should seek suitable assistance to ensure units comply with all standards and are safe for use.

meetpat are constantly evolving and updating their products to ensure that they are designed and manufactured to the highest possible standard.

Please ensure you follow the supplied current guidelines when installing and servicing your water station.

For the most up to date copy of this Information Booklet, please visit meetpat.com.au

Meet Pat™ | Meet PAT Pty Ltd | meetpat.com.au

Phone: (02) 6021 0300, +612 6021 0300 Email: sales@meetpat.com.au
